


SOCIAL IM: GRAPHICS REQUIREMENTS

ID	Description	Req. File Type	Req. Size (WxH Pixels)	Req. Filename	Additional Notes / Requirements
BASE GRAPHICS*					
A	Installer Graphic 1 Displayed during installation	BMP	512 x 315	welcome.bmp	1) The total graphic size is 512x315 including the white space. The graphical area to the left is 155x315, but the white space to the right must be included 2) This graphic must be 24 bits or less
B	Installer Graphic 2 Displayed during installation	BMP	492 x 59	wizard.bmp	1) Color on the left half of this image should be light enough so that black text inserted there (e.g. 'License Agreement' and 'Start Installation') will be visible 2) This graphic must be 24 bits or less
C	Application Icon Main Logo for Standard Skin, Program and Desktop Shortcuts, and Application Tray	ICO	48 x 48	messenger.ico	Prepare at 32 bits
D	Top Left Logo (Custom Skins) Main Logo for Custom Skins	BMP	100 x 27	opleftlogo.bmp	Use provided PSD file as image background for corresponding skin(s) **
E	Network Protocol Logo (SET) Displayed with other IM service provider logos (e.g. AIM, Yahoo, MSN, ICQ)	BMP	26 x 22	gim_normal.bmp gim_down.bmp gim_hover.bmp	1) Design in 3 states: Normal, Down & Hover (for rollover and click behaviors) 2) Use provided PSD file as image background for corresponding skin(s) **
F	Unread Message Icon Displayed in System Tray to notify user	ICO	16 x 16	messenger2.ico	Prepare at 32 bits
G	Sign In Window Graphic Displayed on the Sign In screen	BMP	282 x 68	signin.bmp	
H	Sign In Progress Graphic Displayed while connecting	BMP	230 x 115	progress.bmp	
I	About Box Graphic Displayed in the About Window	BMP	413 x 77	about.bmp	
J	Notification Window Background of Alert Window	BMP	142 x 114	interior.bmp	1) Prepare with a gentle texture and color as text will appear over this graphic 2) The size, color, and font of this text can be customized - please specify
K	Default Main Interface Banner Shown while your banners are loading	GIF	176 x 36	mib.gif	Can be animated. Please supply a target URL for this banner
L	Default Chat Room Banner Shown while your banners are loading	GIF	468 x 60	crb.gif	Can be animated. Please supply a target URL for this banner
OPTIONAL GRAPHICS*					
M	Installer Icon Used for Installer Executable File	ICO	32 x 32	gimiconsetup.ico	Prepare at 4 bits only. Use Standard Windows 16 color palette
N	Configurable Button 1 (SET) Fourth button across the top of the application's Main interface	BMP	22 x 22	config1_normal.bmp config1_down.bmp config1_hover.bmp	1) Design in 3 states: Normal, Down & Hover (for rollover and click behaviors) 2) Use provided PSD file as image background for corresponding skin(s) **
O	Configurable Button 2 (SET) Sixth button across the top of the application's Main interface.	BMP	22 x 22	config2_normal.bmp config2_down.bmp config2_hover.bmp	1) Design in 3 states: Normal, Down & Hover (for rollover and click behaviors) 2) Use provided PSD file as image background for corresponding skin(s) **
P	WebTab 1 Button (SET) 3rd Tab on Application's Main Interface	BMP	18 x 18	webtab1_normal.bmp webtab1_down.bmp webtab1_hover.bmp webtab1_downhover.bmp	1) Design in 4 states: Normal, Down, Hover & Down-Hover (for rollover and click behaviors) 2) Use provided PSD file as image background for corresponding skin(s) **
Q	WebTab 2 Button (SET) 4th Tab on application's Main Interface	BMP	18 x 18	webtab2_normal.bmp webtab2_down.bmp webtab2_hover.bmp webtab2_downhover.bmp	1) Design in 4 states: Normal, Down, Hover & Down-Hover (for rollover and click behaviors) 2) Use provided PSD file as image background for corresponding skin(s) **

* See Graphics Key on next page for examples. If a Graphic is not submitted, the standard graphic on the Graphics Key will be used

** You may need to use some transparency behind graphics D, E, N, O, P & Q. Transparency color for Skins is Magenta <R,G,B= 255, 0, 255>

SOCIAL IM: GRAPHICS KEY



A

B



D



E



F



G



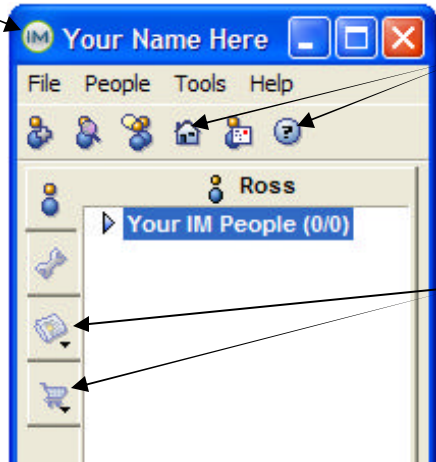
H



I



C

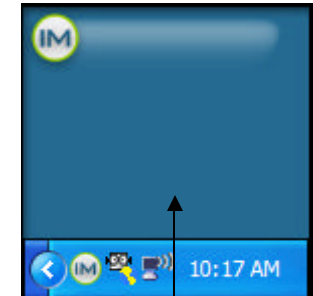


N,O

P,Q



M



J



K



L